



Experimental Noize

SKRM-C8-XXX Effects Module

10736 Jefferson Blvd #674, Culver City, CA 90230


Features

- Low cost multi-effects module
- Superior sound quality
- Flexible power requirement (5V – 9V DC)
- 8 programs
- 3 parameter controls
- Stereo input and output (Dependent on program set ordered)

RoHS Compliant

Applications

- Guitar amps, bass amps and keyboard amps
- Mixers and general amplifiers
- PA, DJ and karaoke systems



Actual Size
1.2" x 2.1"
(30.48mm x 53.34mm)

Description

The SKRM-C8-XXX from Experimental Noize is the only module on the market designed by one of the Spin FV-1 design engineers. The module is available with different program sets to best fit the needs of the target product. Should an available program set not fit the target product, custom sets can be created for volume customers, please contact Experimental Noize for details.

Operation

The SKRM-C8-XXX is a tiny daughter card that can be installed on the main board of products such as guitar amplifiers, PAs and mixers. The module features stereo analog inputs, stereo analog outputs, three control voltage inputs for parameter adjustment and three digital inputs for program selection. The module features an on-board voltage regulator to allow for flexible power requirements. **NOTE:** While the module supports stereo input and output, some program sets may be mono in which case the two inputs should be tied together and the output should be taken from the left output. Please see notes with program sets for details.

Electrical Characteristics

Parameter	Min	Typ	Max	Units
Supply voltage (V_{DD})	5	-	12	V
Supply current	45	57	75	mA
Max input signal level	2.6	-	3	V_{p-p}
Max output signal level	2.6	-	3	V_{p-p}
ADC equivalent input noise (A weighted)		-97		dB
DAC output noise (A weighted)		-97		dB
Operating temperature	0	25	70	$^{\circ}\text{C}$

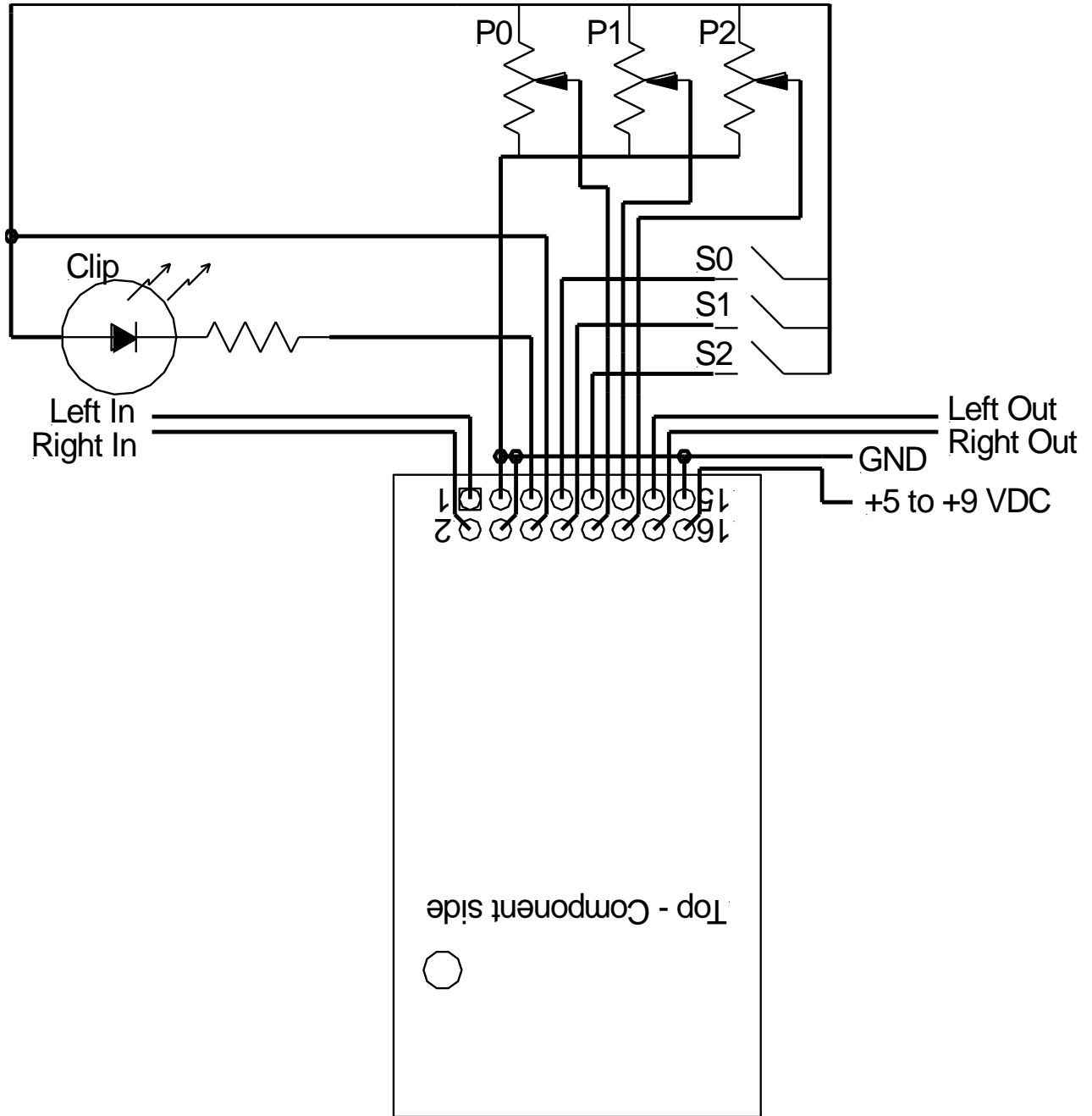
Pins and signals

Number	Name	Direction
1	Left input	Input
2	Right input	Input
3	GND	-
4	GND	-
5	Clip LED output	Output
6	3.3V out ³	Power out
7	S0 ¹	Input
8	S1 ¹	Input
9	S2 ¹	Input
10	POT 0 ²	Input
11	POT 1 ²	Input
12	POT 2 ²	Input
13	Left out	Output
14	Right out	Output
15	GND	-
16	V_{IN}	Power in

NOTES:

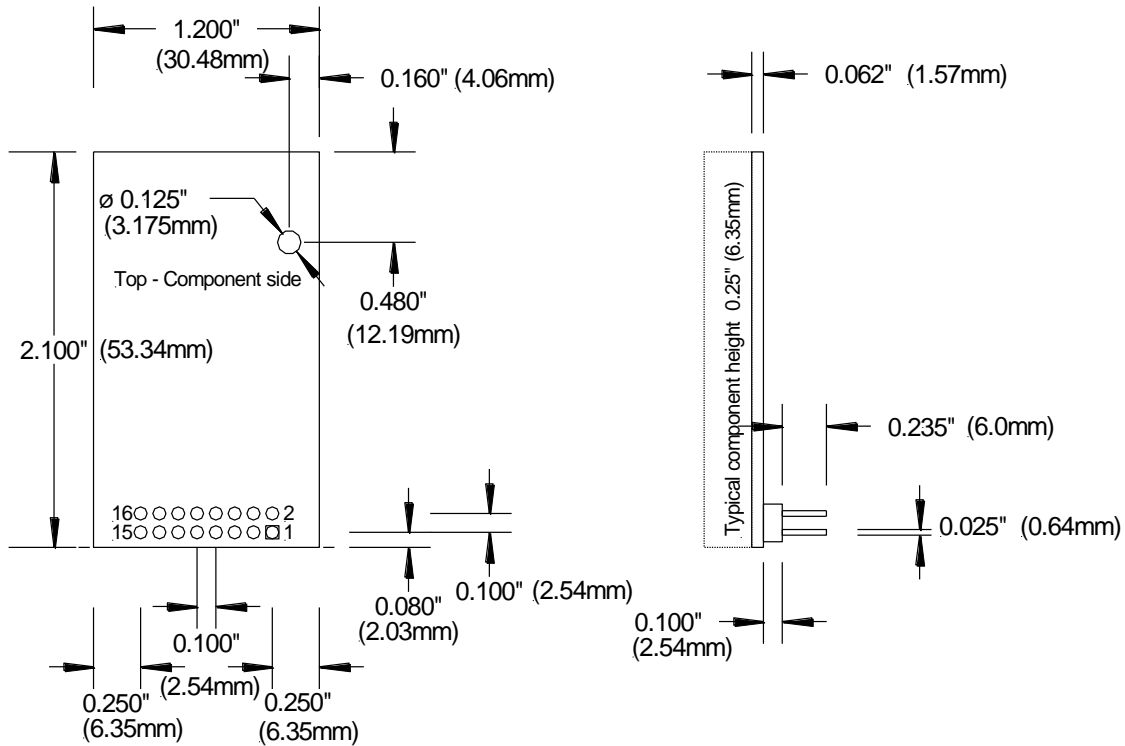
- ¹ S0, S1 and S2 are pulled to GND through 10K resistors on the module board.
- ² POT 0, POT 1 and POT 2 inputs should come from the wipers of the potentiometers, see example diagrams for program sets.
- ³ 3.3V power from module 3.3V regulator

Typical Application



NOTES: Inputs and outputs have film capacitors on the module to block D.C. voltages.

Mechanical Information



This drawing will print approximately actual size if printed on 8½" x 11" paper with no scaling applied.

Ordering Information

For stock program sets, please replace the XXX in SKRM-C8-XXX with the desired program set.

For custom program sets, please replace the XXX with your OCT assigned suffix. Note that custom sets have a longer suffix.

Custom sets will have minimum order quantities and may incur additional programming costs and program development costs.

Program Sets

Please see the datasheet for specific program sets and the suggested circuit design for each. The output of some program sets is designed to be mixed back in with the source signal while others are designed to be used as the final output. Details and suggested applications are found in the program set data sheets.

Please visit the web site or contact Experimental Noize for currently available programs sets.

Notice

Experimental Noize reserves the right to make changes to, or to discontinue availability of, any product or service without notice.

Experimental Noize assumes no liability for applications assistance or customer product design. Customers are responsible for their products and applications using any Experimental Noize product or service. To minimize the risks associated with customer products or applications, customers should provide adequate design and operating safeguards.

Experimental Noize make no warranty, expressed or implied, of the fitness of any product or service for any particular application.

Contact Information

Experimental Noize

Phone: (310) 348-9626

Web: www.xnoize.com

Mailing:

Experimental Noize

10736 Jefferson Blvd

#674

Culver City, CA 90230